

Famous Painting Play

This assignment will be completed without drawing, painting, sewing, or sculpting. This will be done using research, scavenging and hunting, and creative thinking skills. You will be setting up an entire scene. Just follow the steps provided. Remember, this is an extended project. You will research, organize, set up, and photo using many days of preparation.

Famous Painting Play

1. Review the examples provided.
2. Research and search the internet for a famous painting you may want to do. Make sure, in your mind, you have the material and props (you can make the props) to re-create the painted image. You can use bedspreads, curtains, sheets, cars, make-up, drawings, or anything else to create a background. Use your own furniture. Have family help with the modeling. Do not limit yourself to inside. You are allowed to go outside. Use nature if your painting is landscaped. Be creative!!!!!! This should take a few days to plan and gather supplies. If you solicit help make sure you stay six (6) feet apart and no one feels sick or has a fever.
3. Set your painting scene and record by taking a photo. You will have to get someone else to take the photo if you are the model.
4. Send the finished photo and a picture of the original famous painting to your teacher's Google Classroom or you can email the information to your teacher.


Stay safe and have fun!

Famous Painting Play


— Project Example —

Step One: Choose a famous painting!

- This painting must include a person in it!
- It can be from any time in history.
- It should be a well known/recognizable work of art.
- You need to be able to identify the artist and work that you use.
- The paintings on the right are examples; you may choose your own!



Edvard Munch The Scream



Frida Kahlo - Self-Portrait with Bonito



Vincent Van Gogh - Self-Portrait with Bandaged Ear



Gustave Courbet - Le Desespere

Step Two: Gather your props/materials



Step Three:




- Set up your background. Place and/or put on any props you will need!
- You may make a background if you need to.
- You may use makeup and accessories.
- You may think about how you can modernize the portrait you chose.
- Be creative, have fun with it!

Step Four:

Set up your camera/phone with a timer to take a selfie of yourself replicating the style of the painting.

You may also choose to have someone take a photo of you in the style of the painting.



Leonardo Da Vinci - [Mona Lisa](#)



Mrs. Koverman as [Mona Lisa](#)

Step Five:

**Submit your photo to Google Classroom or
send via email!**

If you need ideas search, The Getty Museum Challenge!

#museumchallenge

Extension for Fun:

What famous painting do you look like?

<https://g.co/arts/ZyqUPmwtMPwjYQ649>

Explore this link to find out!